

Eagle MX (JK07A) 255-330 Watt 60&72

POWER OUTPUT RANGE

Positive power tolerance of 0/+3%

JinkoSolar introduces a brand new line of highly intelligent modules for a wide range of applications.

(Australia & NZ Market Use Only)



(4BB)



KEY FEATURES



4 busbar solar cell adopts new technology to improve the efficiency of modules, offers a better aesthetic appearance, making it perfect for ground mounted installation.



Limited power degradation of Eagle module caused by PID effect is guaranteed under 60 C /85% RH condition for mass production.



Built-in intelligent cell optimizer IC avoids negative consequences of any type of mismatch within a panel caused by shading, soiling, aging, unfavorable house orientation, etc. to ensure greatest power output possible.



Elimination of hot spots, which results in minimized panel degradation.



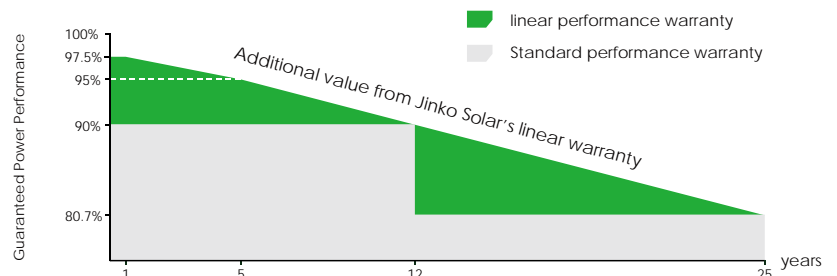
Best-in-class shade tolerance by performing MPPT on individual cell-strings to maximize energy harvest.



Ideal for solar power plant applications.

LINEAR PERFORMANCE WARRANTY

10 Year Product Warranty • 25 Year Linear Power Warranty



Smart Module

Innovations in the photovoltaic industry over the past decades have made PV technology a viable solution for widespread adoption. However, several issues prevent today's standard solar installations from functioning as ideal power sources. Solar modules that are expected to be exposed to the environment for at least 25 years can be affected by conditions such as; shading, soiling, aging, temperature gradients, and more. Mismatch caused by these factors in a panel or among various panels can cause the system to lose power. JinkoSolar Smart Module solutions solve these problems and produce in up to 20% more energy under these unfavorable conditions.

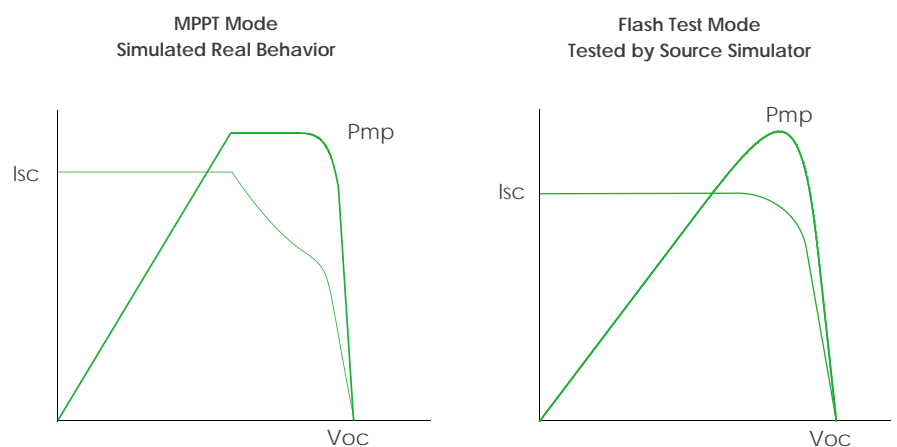
Perfect for ground mounted installations

Smart modules optimized by Maxim can lower the cost and enhance the financial performance of large PV projects by improving the system density. The module's built-in shade tolerance can accommodate closer row spacing enabling more production per square meter. This not only cost-effectively maximizes production in constrained areas, but also amortizes fixed costs over larger nameplate capacity lowering cost per watt. The smart module will deliver consistently more power to the off-taker and greater profits for the system owner.

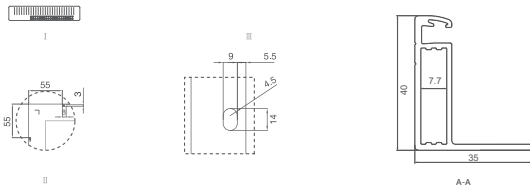
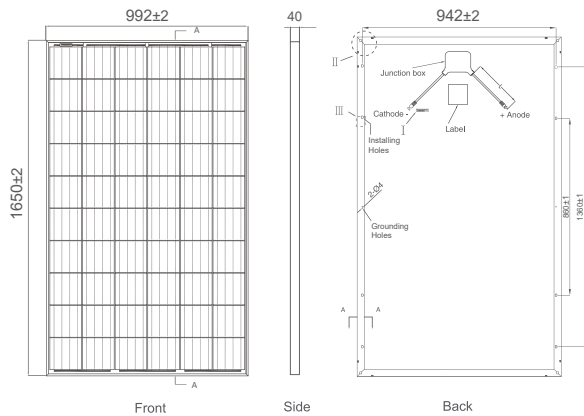
Smart Module Behavior

MPPT Mode: JinkoSolar Smart Module isolates cells within the module and arbitrarily scales up the output current to match the string current, hence allowing each cell group to independently operate at its unique Maximum Power Point.

Flash Test Mode: A flash test sweep is performed at a faster rate than the MPPT response time. This allows the module to revert to Active Bypass mode and results in an I-V curve that is comparable to a conventional, non optimized, curve.



Engineering Drawings

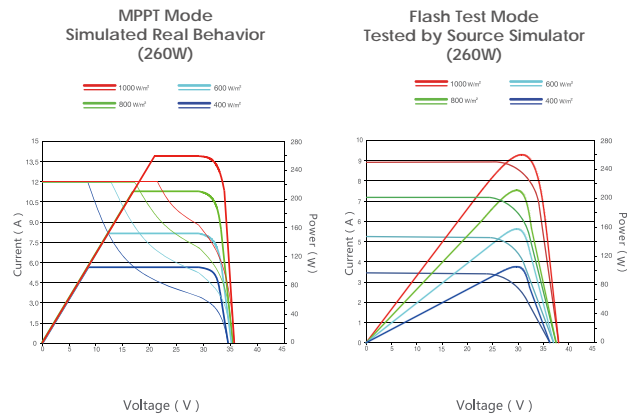


Packaging Configuration

(Two pallets=One stack)

25pcs/pallet, 50pcs/stack, 700 pcs/ 40'HQ Container

Electrical Performance



Mechanical Characteristics

Cell Type	Poly-crystalline 156x156mm (6 inch)
No. of cells	60 (6x10)
Dimensions	1650x992x40mm (65.00x39.05x1.57 inch)
Weight	19.0 kg (41.9 lbs)
Front Glass	3.2mm, High Transmission, Low Iron, Tempered Glass
Frame	Anodized Aluminium Alloy
Junction Box	IP65 Rated
Output Cables	TÜV 1x4.0mm ² , Length: 900mm or Customized Length

SPECIFICATIONS

Module Type	JKMS255PP-60		JKMS260PP-60		JKMS265PP-60		JKMS270PP-60		JKMS275PP-60	
	STC	NOCT	STC	NOCT	STC	NOCT	STC	NOCT	STC	NOCT
Maximum Power (Pmax)	255Wp	190Wp	260Wp	194Wp	265Wp	198Wp	270Wp	202Wp	275Wp	205Wp
Maximum Power Voltage (Vmp)	29.3V	26.7V	29.5V	26.9V	29.8V	27.3V	30.1V	27.5V	30.5V	27.8V
Maximum Power Current (Imp)	8.72A	7.11A	8.81A	7.20A	8.88A	7.27A	8.97A	7.34A	9.06A	7.37A
Open-circuit Voltage (Voc)	36.1V	33.2V	36.2V	33.3V	36.7V	33.5V	36.9V	33.8V	37.2V	34.1V
Short-circuit Current (Isc)	9.39A	7.60A	9.45A	7.64A	9.51A	7.69A	9.57A	7.74A	9.58A	7.76A
Module Efficiency STC (%)	15.58%		15.89%		16.19%		16.50%		16.80%	
Maximum Output Current (Imax)	12A									
Operating Temperature (°C)	-40°C~+85°C									
Maximum system voltage	1000VDC (IEC)									
Power tolerance	0~+3%									
Temperature coefficients of Pmax	-0.40%/°C									
Temperature coefficients of Voc	-0.30%/°C									
Temperature coefficients of Isc	0.06%/°C									
Nominal operating cell temperature (NOCT)	45±2°C									

STC: Irradiance 1000W/m²

Cell Temperature 25°C

AM=1.5

NOCT: Irradiance 800W/m²

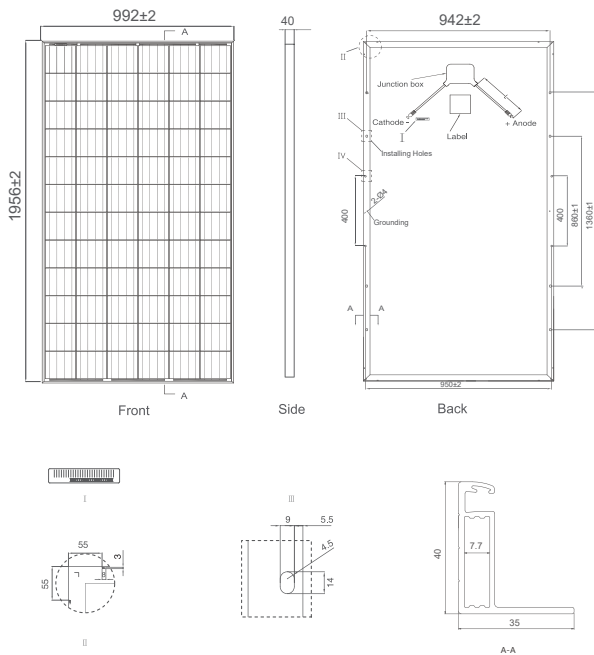
Ambient Temperature 20°C

AM=1.5

Wind Speed 1m/s

* Power measurement tolerance: ± 3%

Engineering Drawings

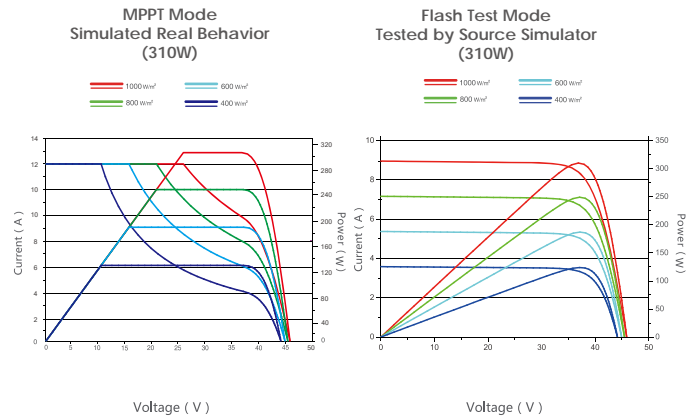


Packaging Configuration

(Two pallets=One stack)

25pcs/pallet, 50pcs/stack, 600 pcs/ 40'HQ Container

Electrical Performance



Mechanical Characteristics

Cell Type	Poly-crystalline 156×156mm (6 inch)
No. of cells	72 (6×12)
Dimensions	1956×992×40mm (77.01×39.05×1.57 inch)
Weight	26.5 kg (58.4 lbs.)
Front Glass	4.0mm, High Transmission, Low Iron, Tempered Glass
Frame	Anodized Aluminium Alloy
Junction Box	IP65 Rated
Output Cables	TÜV 1×4.0mm ² , Length: 1000mm or Customized Length

SPECIFICATIONS

Module Type	JKMS310PP-72		JKMS315PP-72		JKMS320PP-72		JKMS325PP-72		JKMS330PP-72	
	STC	NOCT	STC	NOCT	STC	NOCT	STC	NOCT	STC	NOCT
Maximum Power (Pmax)	310Wp	231Wp	315Wp	235Wp	320Wp	238Wp	325Wp	242Wp	330Wp	246Wp
Maximum Power Voltage (Vmp)	35.2V	32.2V	35.3V	32.6V	35.5V	33.0V	35.7V	33.3V	35.9V	33.5V
Maximum Power Current (Imp)	8.82A	7.17A	8.93A	7.20A	9.01A	7.22A	9.12A	7.27A	9.20A	7.34A
Open-circuit Voltage (Voc)	43.6V	40.6V	43.9V	41.0V	44.1V	41.5V	44.5V	41.8V	44.7V	42.0V
Short-circuit Current (Isc)	9.43A	7.64A	9.48A	7.67A	9.53A	7.68A	9.55A	7.73A	9.57A	7.77A
Module Efficiency STC (%)	15.98%		16.23%		16.49%		16.75%		17.01%	
Maximum Output Current (Imax)	12A									
Operating Temperature (°C)	-40°C~+85°C									
Maximum system voltage	1000VDC (IEC)									
Power tolerance	0~+3%									
Temperature coefficients of Pmax	-0.40%/°C									
Temperature coefficients of Voc	-0.30%/°C									
Temperature coefficients of Isc	0.06%/°C									
Nominal operating cell temperature (NOCT)	45±2°C									

STC: Irradiance 1000W/m²

Cell Temperature 25°C

AM=1.5

NOCT: Irradiance 800W/m²

Ambient Temperature 20°C

AM=1.5

Wind Speed 1m/s

* Power measurement tolerance: ± 3%